



OPEN MINIGOLF EUROPEAN CHAMPIONSHIPS

24th – 27th August 2016 - Vizela / Portugal

OFFICIAL RESULTS LIST



WMF Gold Sponsors



**Dearest Minigolf Friends, Welcome to the
Open European Minigolf Championships 2016
in the beautiful landscape of Vizela (Portugal)**

Tournament Director: Ermes FRANCHINI

Referees: Wil Van Disseldorp (Head), Tuula Morck, Peter Burri, Verners Kirss

Jury: Ermes Franchini (Chairman) Peter Helm, Victor Condeco

24th August (Team Competition day 1)

- 08:00 - The tournament started Ladies on Miniaturgolf, Men on Concrete
- 08:13 - The tournament has been suspended because of Rain and Thunder
- 08:44 - The tournament restart
- 08:50 - The tournament has been suspended because of Rain and Thunder
- 10:20 - The tournament restart
- 14:14 - The tournament has been suspended because of Rain
- 14:25 - The tournament restart
- 19:00 - See you tomorrow at 08:00

25th August (Team Competition day 2)

- 08:00 - The tournament started with shot gun start for Athletes that yesterday did not finish round 4 than will follows normal rounds with no group changes
- 19:35 - The tournament ended, see you tomorrow!

26th August (Strokeplay Competition)

- 08:00 - The tournament started with 1 double round shot gun start for all the Athletes
- 18:30 - The tournament ended, see you tomorrow!

27th August (Matchplay Competition)

- 08:00 - The tournament started with men first matches
- 18:00 - The tournament ended, see you in 2018 in Predazzo!

PENALTIES FOR PLAYERS (During Team Competition and Strokeplay Finals):

<i>Verbal Admonitions</i>	<i>Admonitions:</i>
Round 1 Lane 3/C - LAZAREV Georgy, RUS – Time	Round 1 Lane 13/E - LAZAREVA Yana, RUS - Time
Round 1 Lane 9/E - LAZAREVA Yana, RUS – Time	Round 1 Lane 13/C - LAZAREV Georgy, RUS - Time
Round 1 Lane 2/C - SALONEN Kosti, FIN – Time	Round 5 Lane 8/C - MOLNAR Karel, CZE - Loudness
Round 1 Lane 5/C - RHYN Michel, SUI – Time	Round 7 Lane 14/C - BENTO Miguel, POR - Time
Round 1 Lane 4/C - BENTO Miguel, POR – Loudness	Round 10 Lane 18/E - NOACK Marcel, GER - Time
Round 1 Lane 13/E - KIRSA Kristiana, LAT – Time	Round 10 Lane 2/E - SILVA Luis, POR - Time
Round 1 Lane 13/E - WEDMAN Greta, FIN – Time	Round 12 Lane 2/C - EHM Jasmin, GER - Time
Round 1 Lane 11/C - SPREIER Sascha, GER – Time	Round 12 Lane 12/C - MOLNAROVA Eva, CZE - Time
Round 1 Lane 14/C - PFISTER Michel, SUI – Time	Round 12 Lane 6/C - SPREIER Sascha, GER - Time
Round 1 Lane 13/C - SIUROLA Aapo, FIN – Time	
Round 2 Lane 9/E - SPIES Fabian, AUT – Loudness	
Round 2 Lane 9/E - PRESTINARI Emanuele, ITA – Loudness	
Round 3 Lane 13/C - HEINE Sebastian, GER – Misbehaviour	
Round 4 Lane 17/C - KORYTHINA Yulia, RUS – Time	
Round 4 Lane 8/E - SILVA Andre, POR – Misbehaviour	
Round 4 Lane 8/E - MOLNAR Karel, CZE – Loudness	
Round 4 Lane 18/E - ERLBRUCH Walter, GER – Loudness	
Round 4 Lane 17/C - NAKLADALOVA Jana, CZE – Time	
Round 5 Lane 8/C - NOACK Marcel, GER - Loudness	
Round 6 Lane 12/C - KLASSEN Oleg, GER – Time	
Round 6 Lane 18/C - JEHLE Lara, AUT - Time	
Round 8 Lane 2/C - SVENSSON Marielle - Time	
Round 9 Lane 10/E - PFISTER Daniela, SUI - Rules	
Round 9 Lane 5/C - PERSSON Fredrik, SWE - Time	
Round 9 Lane 14/C - SILVA Luis, POR - Time	
Round 10 Lane 4/C - MOLNAROVA Eva, CZE - Time	
Round 10 Lane 14/C - PAVELKOVA Lucie, CZE - Time	
Round 10 Lane 14/C - EHM Jasmin, GER - Time	
Round 12 Lane 13/C - BIRKELBACH Nicole, GER - Time	
Round 12 Lane 14/C - JONSSON Patrik, SWE - Time	

PENALTIES FOR PLAYERS (Matchplay Finals):**Admonitions:**

Round 1 Lane 1/C, Prewarning for Elisabeth GRUBER, AUT - Rules

PENALTIES FOR COACHES:**Admonitions:**

Round 3 - KOZIOL Michael, GER - Rules (3 Coaches on the Lanes)

SUBSTITUTIONS



- Round 2 after Lane 17 - Sweden Men - Filip JOHANSSON out, Markus NILSSON in
- Round 3 after Lane 14 - Austria Men - Julian WEIBOLD out, Jürgen GRILL in
- Round 4 after Lane 10 - Sweden Women - Jasmin HANSSON out, Jenny ERLANDSSON in
- Round 4 after Lane 18 - Germany Women - Annika DELLMANN out, Jasmin EHM in
- Round 4 after Lane 18 - Switzerland Men - Andreas SCHNEIDER out, Marvin HAURI in
- Round 6 after Lane 17 - Czech Republic Men - Zdenek MAJKUS out, Ondrej SKALOUD in
- Round 6 after Lane 13 - Finland Men - Petri LONNGREN out, Aapo SIUROLA in
- Round 7 after Lane 18 - Italy Women - Antonella FLAMINI out, Silvia BANDERA in
- Round 8 after Lane 8 - Czech Republic Women - Lucie PAVELKOVA out, Alena DOLEZELOVA in

SUDDEN DEATHS

- for position 32 Men (Matchplay): Aki Sillman (FIN) won against Luis Silva (POR)
- for position 3 Ladies (Strokeplay): Melanie Hammerschmidt (GER) won against Jasmin Ehm (GER)



OPEN EUROPEAN CHAMPIONSHIPS 2016 – VIZELA (PORTUGAL)
TABLE OF HONOUR


TEAM COMPETITION

			
	Sweden	Germany	Czech Republic
Men team	2	1	3

			
	Austria	Germany	Czech Republic
Ladies team	2	1	3

STROKEPLAY COMPETITION

			
	Markus Nilsson	Fabian Spies	Marian Strasko
Individual Men	2	1	3

			
	Nicole Birkelbach	Karin Hesch	Melanie Hammerschmidt
Individual Ladies	2	1	3

MATCHPLAY COMPETITION

			
	Dennis Kapke	Sebastian Heine	Eirik Seljelid
Individual Men	2	1	3

			
	Jana Nakladalova	Elisabeth Gruber	Maja Wicki
Individual Ladies	2	1	3

Men Teams

Rank	No	Name	C1	E2	C3	E4	C5	E6	C7	E8	Tot	Avg	Diff
1 Germany (0 substitutes)													
	263	Alexander Geist	24	26	24	20	26	22	23	20	185	23,1	
	264	Sebastian Heine	25	21	26	23	25	21	25	25	191	23,9	
	265	Sascha Spreier	24	25	21	22	23	23	23	25	186	23,3	
	266	Walter Erlbruch	25	20	24	27	24	21	23	24	188	23,5	
	267	Dennis Kapke	30	25	23	24	20	23	26	21	192	24	
	268	Marcel Noack	24	21	21	26	24	20	25	23	184	23	
	269	Oleg Klassen											
		Total	152	138	139	142	142	130	145	138	1126	23,5	22
2 Sweden (1 substitute)													
	235	Fredrik Persson	26	24	23	21	25	21	22	20	182	22,8	
	236	Filip Johansson	32	24							56	24,9	
	237	Patrik Jönsson	24	21	25	24	28	22	25	20	189	23,6	
	238	Eirik Seljelid	22	23	27	21	26	25	23	23	190	23,8	
	239	Sebastian Ekängen	25	20	23	21	23	21	25	22	180	22,5	
	240	Dan Trulsson	24	23	25	24	27	22	24	26	195	24,4	
	241	Markus Nilsson		1	24	20	23	23	24	21	136	22,3	
		Total	153	136	147	131	152	134	143	132	1128	23,5	22
3 Czech Republic (1 substitute)													
	242	Zdenek Majkus	29	26	27	22	27	25			156	26,1	
	243	Ivan Macho	24	24	23	22	23	20	26	26	188	23,5	
	244	Marian Strasko	21	22	21	24	23	23	22	22	178	22,3	
	245	Marek Smejkal	27	22	26	22	27	26	27	21	198	24,8	
	246	Martin Jecny	25	20	21	24	24	20	28	22	184	23	
	247	Karel Molnar	22	24	27	22	23	21	23	22	184	23	
	248	Ondrej Skaloud						3	25	25	53	23,9	
		Total	148	138	145	136	147	138	151	138	1141	23,8	15
4 Austria (1 substitute)													
	202	Bernd Gaida	24	21	23	26	28	24	30	26	202	25,3	
	203	Benjamin Kreutner	30	24	27	24	26	21	29	20	201	25,1	
	204	Rupert Westenthaler	25	25	25	22	27	23	20	24	191	23,9	
	205	Julian Weibold	22	26	22						70	24	
	206	Fabian Spies	23	21	27	22	26	23	25	20	187	23,4	
	207	Heinz Weber	25	24	24	24	26	24	24	20	191	23,9	
	208	Jürgen Grill			8	22	28	24	27	21	130	25,6	
		Total	149	141	156	140	161	139	155	131	1172	24,4	30
5 Portugal (0 substitutes)													
	216	Luis Silva	28	23	28	22	25	21	28	21	196	24,5	
	217	Miguel Bento	23	28	26	29	27	23	29	22	207	25,9	
	218	Paulo Gomes	27	24	21	24	25	24	28	25	198	24,8	
	219	Pedro Carvalho	25	25	21	22	28	24	24	21	190	23,8	
	220	Andre Silva	27	23	28	28	27	24	26	23	206	25,8	
	221	Joao Nabais	25	25	24	19	22	23	24	24	186	23,3	
	222	Luis Antonio											
		Total	155	148	148	144	154	139	159	136	1183	24,6	23

Rank	No	Name	C1	E2	C3	E4	C5	E6	C7	E8	Tot	Avg	Diff
6 Switzerland (1 substitute)													
	276	Michel Rhyn	26	23	25	21	29	20	25	22	191	23,9	
	277	Omar Maggi	26	23	22	25	25	21	24	23	189	23,6	
	278	Michel Pfister	24	25	24	28	24	24	28	28	205	25,6	
	279	Daniel Moser	27	23	26	24	30	26	25	21	202	25,3	
	280	Andreas Schneider	30	28	28	25					111	26	
	281	Reto Sommer	26	25	22	22	24	24	25	23	191	23,9	
	282	Marvin Hauri					25	21	27	22	95	24,4	
		Total	159	147	147	145	157	136	154	139	1184	24,7	23
7 Italy (0 substitutes)													
	209	Massimiliano Crespi	27	27	25	24	29	30	23	24	209	26,1	
	210	Cristian Pinton	26	25	24	26	28	26	25	22	202	25,3	
	211	Fabian Schupfer	30	24	25	23	27	26	29	26	210	26,3	
	212	Roberto Parisi	27	21	24	22	24	25	29	23	195	24,4	
	213	Emanuele Prestinari	27	25	25	23	26	24	27	23	200	25	
	214	Paolo Porta	27	26	26	19	27	24	24	21	194	24,3	
	215	Boris Arzuffi											
		Total	164	148	149	137	161	155	157	139	1210	25,2	27
8 Finland (1 substitute)													
	256	Kosti Salonen	26	23	25	22	27	26	29	27	205	25,6	
	257	Aki Sillman	26	23	25	24	24	24	29	22	197	24,6	
	258	Marko Nuotio	26	26	27	26	29	23	28	26	211	26,4	
	259	Juuso Tasku	33	28	28	27	29	27	28	21	221	27,6	
	260	Petri Lonngren	30	28	27	31	30	23			169	28,9	
	261	Matias Roj	24	31	26	22	29	24	26	24	206	25,8	
	262	Aapo Siurola						6	27	22	55	27,5	
		Total	165	159	158	152	168	153	167	142	1264	26,3	26
9 Denmark (0 substitutes)													
	249	Dan Jensen	31	26	28	22	28	27	31	23	216	27	
	250	Jonas Kircheiner-Rasmussen	33	25	29	24	31	25	30	22	219	27,4	
	251	Allan Schwab	25	26	30	25	28	24	29	27	214	26,8	
	252	Simon Junker	24	22	24	22	35	30	27	21	205	25,6	
	253	Torben Fjordvang	27	25	28	28	26	23	30	26	213	26,6	
	254	Jannick Skov	29	22	30	23	26	22	25	25	202	25,3	
		Total	169	146	169	144	174	151	172	144	1269	26,4	30

Rank	No	Name	C1	E2	C3	E4	C5	E6	C7	E8	Tot	Avg	Diff
10 Slovakia (0 substitutes)													
	227	Jan Tolarovic	33	24	29	23	27	21	35	25	217	27,1	
	228	Rene Simansky	34	23	27	24	31	30	27	27	223	27,9	
	229	Jaroslav Murin	31	28	31	27	25	26	31	26	225	28,1	
	230	Radovan Struhar	29	19	31	25	29	24	37	32	226	28,3	
	231	Marian Havlik	32	27	23	25	30	24	27	27	215	26,9	
	232	Miroslav Cibik	27	21	23	24	29	25	30	22	201	25,1	
	233	Slavomir Holicky											
		Total	186	142	164	148	171	150	187	159	1307	27,2	45
11 Great Britain (0 substitutes)													
	270	James Rutherford	34	35	34	31	30	28	34	28	254	31,8	
	271	Freddie Blackburn Shaw	35	31	37	36	32	33	34	37	275	34,4	
	272	Adrian Amey	40	34	32	26	32	36	36	29	265	33,1	
	273	Will Donnelly	30	34	25	36	30	24	31	31	241	30,1	
	274	Chris Wood	31	30	35	30	31	36	27	26	246	30,8	
	275	Adam Kelly	29	25	28	31	31	24	26	26	220	27,5	
		Total	199	189	191	190	186	181	188	177	1501	31,3	22

Ladies Teams

Rank	No	Name	E1	C2	E3	C4	E5	C6	E7	C8	Tot	Avg	Diff
1 Germany (1 substitute)													
	130	Annika Dellmann	25	29	26	28					108	25,5	
	128	Melanie Hammerschmidt	23	23	26	25	23	26	21	26	193	24,1	
	131	Nicole Birkelbach	21	25	23	22	23	25	26	24	189	23,6	
	129	Jasmin Ehm					24	23	22	21	90	23	
		Total	69	77	75	75	70	74	69	71	580	24,2	8
2 Austria (0 substitutes)													
	101	Karin Heschl	24	25	21	27	24	22	23	24	190	23,8	
	100	Elisabeth Gruber	26	25	27	27	19	25	28	25	202	25,3	
	102	Lara Jehle	23	28	23	23	22	26	22	25	192	24	
	103	Sandra Schwarz											
		Total	73	78	71	77	65	73	73	74	584	24,3	13
3 Czech Republic (1 substitute)													
	120	Lucie Pavelkova	24	26	23	28	24	26	23	14	188	25,4	
	121	Jana Nakladalova	23	24	21	24	20	28	26	27	193	24,1	
	123	Eva Molnarova	26	27	24	24	23	24	25	27	200	25	
	122	Alena Dolezelova								15	15	24,1	
		Total	73	77	68	76	67	78	74	83	596	24,8	16
4 Switzerland (0 substitutes)													
	134	Katrin Nydegger	27	30	24	27	29	28	33	29	227	28,4	
	135	Daniela Pfister	29	25	20	25	21	24	27	28	199	24,9	
	136	Maja Wicki	24	26	27	24	23	24	26	26	200	25	
		Total	80	81	71	76	73	76	86	83	626	26,1	15
5 Sweden (1 substitute)													
	116	Jasmin Hansson	26	25	27	19					97	27	
	117	Josefin Hansson	26	29	29	31	28	29	24	28	224	28	
	119	Marielle Svensson	23	25	27	27	24	23	26	24	199	24,9	
	118	Jenny Erlandsson				14	22	27	31	29	123	26,9	
		Total	75	79	83	91	74	79	81	81	643	26,8	17
6 Italy (1 substitute)													
	106	Antonella Flamini	25	31	30	31	23	31	21		192	27,1	
	107	Martina Saletta	25	29	27	32	24	31	27	32	227	28,4	
	104	Anna Bandera	24	27	25	28	22	24	26	27	203	25,4	
	105	Silvia Bandera								26	26	28,5	
		Total	74	87	82	91	69	86	74	85	648	27	22
7 Portugal (0 substitutes)													
	113	Fernanda Costa	26	30	28	29	26	34	27	25	225	28,1	
	111	Cristina Fernandes	31	27	23	30	25	27	32	30	225	28,1	
	110	Anabela Pereira	28	36	28	24	24	32	23	30	225	28,1	
	112	Manuela Pinheiro											
		Total	85	93	79	83	75	93	82	85	675	28,1	18

Full Results List (Strokeplay)

Ladies Strokeplay

Rank	St.no.	Name	Country	E1	C2	E3	C4	E5	C6	E7	C8	E9	C10	E11	C12	EAvg	CAvg	ESum	CSum	Diff	Total
1	101	Karin Heschl	AUT	24	25	21	27	24	22	23	24	22	26	22	25	22,7	24,8	136	149	8	285
2	131	Nicole Birkelbach	GER	21	25	23	22	23	25	26	24	22	27	25	25	23,3	24,7	140	148	10	288
3	128	Melanie Hammerschmidt	GER	23	23	26	25	23	26	21	26	23	29	21	23	22,8	25,3	137	152	11	289
4	129	Jasmin Ehm	GER	22	25	22	25	24	23	22	21	27	26	25	27	23,7	24,5	142	147	11	289
5	102	Lara Jehle	AUT	23	28	23	23	22	26	22	25	21	26	22	29	22,2	26,2	133	157	8	290
6	121	Jana Nakladalova	CZE	23	24	21	24	20	28	26	27	23	25	23	26	22,7	25,7	136	154	10	290
7	136	Maja Wicki	SUI	24	26	27	24	23	24	26	26	22	25	22	23	24	24,7	144	148	8	292
8	123	Eva Molnarova	CZE	26	27	24	24	23	24	25	27	24	26	24	23	24,3	25,2	146	151	7	297
9	122	Alena Dolezelova	CZE	24	24	26	23	23	24	22	27	27	29	24	24	24,3	25,2	146	151	11	297
Cut after Round 10 - Participants to Strokeplay Finals																					
10	119	Marielle Svensson	SWE	23	25	27	27	24	23	26	24	24	29			24,8	25,6	124	128	10	252
11	135	Daniela Pfister	SUI	29	25	20	25	21	24	27	28	26	27			24,6	25,8	123	129	13	252
12	120	Lucie Pavelkova	CZE	24	26	23	28	24	26	23	29	25	25			23,8	26,8	119	134	6	253
13	104	Anna Bandera	ITA	24	27	25	28	22	24	26	27	27	23			24,8	25,8	124	129	10	253
14	100	Elisabeth Gruber	AUT	26	25	27	27	19	25	28	25	24	27			24,8	25,8	124	129	11	253
15	124	Laura Fogh Henriksen	DEN	23	24	25	31	22	29	24	28	28	24			24,4	27,2	122	136	13	258
16	130	Annika Dellmann	GER	25	29	26	28	21	26	23	26	26	29			24,2	27,6	121	138	8	259
Cut after Round 10 - Participants to Matchplay Finals																					
17	115	Yana Lazareva	RUS	25	29	24	30	24	31	25	25	21	28			23,8	28,6	119	143	10	262
18	103	Sandra Schwarz	AUT	24	31	27	26	29	25	22	32	24	27			25,2	28,2	126	141	14	267
19	118	Jenny Erlandsson	SWE	24	27	27	28	22	27	31	29	25	30			25,8	28,2	129	141	12	270
20	116	Jasmin Hansson	SWE	26	25	27	34	27	24	24	29	26	28			26	28	130	140	13	270
21	106	Antonella Flamini	ITA	25	31	30	31	23	31	21	25	23	32			24,4	30	122	150	16	272
22	117	Josefin Hansson	SWE	26	29	29	31	28	29	24	28	23	26			26	28,6	130	143	11	273
23	107	Martina Saletta	ITA	25	29	27	32	24	31	27	32	23	25			25,2	29,8	126	149	11	275
24	126	Ida Hiltunen	FIN	30	30	24	25	25	29	25	27	31	30			27	28,2	135	141	12	276
25	111	Cristina Fernandes	POR	31	27	23	30	25	27	32	30	22	29			26,6	28,6	133	143	13	276
26	127	Greta Wedman	FIN	29	30	23	27	25	30	26	34	21	31			24,8	30,4	124	152	15	276
27	110	Anabela Pereira	POR	28	36	28	24	24	32	23	30	25	27			25,6	29,8	128	149	17	277
28	113	Fernanda Costa	POR	26	30	28	29	26	34	27	25	24	30			26,2	29,6	131	148	13	279
29	114	Yulia Korytina	RUS	28	29	26	32	29	28	24	30	26	28			26,6	29,4	133	147	9	280
30	134	Katrin Nydegger	SUI	27	30	24	27	29	28	33	29	24	29			27,4	28,6	137	143	12	280
31	125	Kristina Renner Matthies	DEN	28	35	26	30	24	26	25	29	24	33			25,4	30,6	127	153	13	280
32	105	Silvia Bandera	ITA	26	31	29	30	28	29	29	26	27	26			27,8	28,4	139	142	8	281
33	112	Manuela Pinheiro	POR	32	34	28	36	25	28	22	27	30	37			27,4	32,4	137	162	20	299
34	108	Evelina Brikmane	LAT	27	32	27	34	29	31	28	34	29	30			28	32,2	140	161	6	301
35	133	Ildiko Kincses	HUN	37	35	29	30	27	29	26	32	27	36			29,2	32,4	146	162	18	308
36	109	Kristiana Kirsa	LAT	37	39	31	30	27	31	29	34	31	27			31	32,2	155	161	22	316
37	132	Ruth Burke	GBR	33	38	34	31	32	40	29	36	42	34			34	35,8	170	179	22	349

Full Results List (Strokeplay)

Men Strokeplay

Rank	St.no.	Name	Country	C1	E2	C3	E4	C5	E6	C7	E8	C9	E10	E11	C12	EAvg	CAvg	ESum	CSum	Diff	Total
1	206	Fabian Spies	AUT	23	21	27	22	26	23	25	20	22	22	21	22	21,5	24,2	129	145	8	274
2	241	Markus Nilsson	SWE	20	23	24	20	23	23	24	21	25	22	23	27	22	23,8	132	143	10	275
3	244	Marian Strasko	CZE	21	22	21	24	23	23	22	22	24	25	24	25	23,3	22,7	140	136	7	276
4	237	Patrik Jönsson	SWE	24	21	25	24	28	22	25	20	25	20	21	22	21,3	24,8	128	149	10	277
5	247	Karel Molnar	CZE	22	24	27	22	23	21	23	22	22	25	22	25	22,7	23,7	136	142	9	278
6	219	Pedro Carvalho	POR	25	25	21	22	28	24	24	21	23	22	21	23	22,5	24	135	144	11	279
7	235	Fredrik Persson	SWE	26	24	23	21	25	21	22	20	30	21	23	23	21,7	24,8	130	149	12	279
8	204	Rupert Westenthaler	AUT	25	25	25	22	27	23	20	24	21	23	19	25	22,7	23,8	136	143	13	279
9	246	Martin Jecny	CZE	25	20	21	24	24	20	28	22	26	25	19	25	21,7	24,8	130	149	13	279
10	265	Sascha Spreier	GER	24	25	21	22	23	23	23	25	23	25	21	25	23,5	23,2	141	139	8	280
11	239	Sebastian Ekängen	SWE	25	20	23	21	23	21	25	22	28	23	22	27	21,5	25,2	129	151	8	280
12	238	Eirik Seljelid	SWE	22	23	27	21	26	25	23	23	23	22	23	24	22,8	24,2	137	145	9	282
13	263	Alexander Geist	GER	24	26	24	20	26	22	23	20	25	23	23	26	22,3	24,7	134	148	9	282
14	243	Ivan Macho	CZE	24	24	23	22	23	20	26	26	24	23	21	26	22,7	24,3	136	146	9	282
15	264	Sebastian Heine	GER	25	21	26	23	25	21	25	25	23	21	22	26	22,2	25	133	150	7	283
16	221	Joao Nabais	POR	25	25	24	19	22	23	24	24	26	22	25	24	23	24,2	138	145	10	283
17	248	Ondrej Skaloud	CZE	25	22	27	22	20	25	25	25	21	22	23	26	23,2	24	139	144	10	283
18	268	Marcel Noack	GER	24	21	21	26	24	20	25	23	27	24	24	26	23	24,5	138	147	12	285
Cut after Round 10 - Participants to Strokeplay Finals																					
19	205	Julian Weibold	AUT	22	26	28	25	24	23	23	21	24	20			23	24,2	115	121	12	236
20	266	Walter Erlbruch	GER	25	20	24	27	24	21	23	24	25	24			23,2	24,2	116	121	9	237
21	277	Omar Maggi	SUI	26	23	22	25	25	21	24	23	26	24			23,2	24,6	116	123	8	239
22	207	Heinz Weber	AUT	25	24	24	24	26	24	24	20	28	21			22,6	25,4	113	127	8	240
23	282	Marvin Hauri	SUI	26	27	25	22	25	21	27	22	24	21			22,6	25,4	113	127	9	240
24	214	Paolo Porta	ITA	27	26	26	19	27	24	24	21	26	21			22,2	26	111	130	10	241
25	212	Roberto Parisi	ITA	27	21	24	22	24	25	29	23	25	22			22,6	25,8	113	129	9	242
26	267	Dennis Kapke	GER	30	25	23	24	20	23	26	21	27	23			23,2	25,2	116	126	14	242
27	276	Michel Rhyn	SUI	26	23	25	21	29	20	25	22	30	22			21,6	27	108	135	8	243
28	269	Oleg Klassen	GER	25	21	27	21	28	24	26	24	26	22			22,4	26,4	112	132	6	244
29	281	Reto Sommer	SUI	26	25	22	22	24	24	25	23	26	27			24,2	24,6	121	123	9	244
30	240	Dan Trulsson	SWE	24	23	25	24	27	22	24	26	26	24			23,8	25,2	119	126	7	245
31	213	Emanuele Prestinari	ITA	27	25	25	23	26	24	27	23	24	22			23,4	25,8	117	129	6	246
33*	257	Aki Sillman	FIN	26	23	25	24	24	24	29	22	27	23			23,2	26,2	116	131	7	247

Cut after Round 10 - Participants to Matchplay Finals																						
Rank	St.no.	Name	Country	C1	E2	C3	E4	C5	E6	C7	E8	C9	E10	E11	C12	EAvg	CAvg	ESum	CSum	Diff	Total	
32*	216	Luis Silva	POR	28	23	28	22	25	21	28	21	28	23			22	27,4	110	137	5	247	
34	236	Filip Johansson	SWE	32	25	25	24	24	23	24	22	23	26			24	25,6	120	128	13	248	
35	245	Marek Smejkal	CZE	27	22	26	22	27	26	27	21	27	24			23	26,8	115	134	6	249	
36	218	Paulo Gomes	POR	27	24	21	24	25	24	28	25	26	26			24,6	25,4	123	127	9	250	
37	203	Benjamin Kreutner	AUT	30	24	27	24	26	21	29	20	25	24			22,6	27,4	113	137	9	250	
38	279	Daniel Moser	SUI	27	23	26	24	30	26	25	21	27	21			23	27	115	135	10	250	
39	254	Jannick Skov	DEN	29	22	30	23	26	22	25	25	27	22			22,8	27,4	114	137	8	251	
40	223	Evgeny Slivko	RUS	23	23	28	25	28	22	25	23	29	25			23,6	26,6	118	133	9	251	
41	278	Michel Pfister	SUI	24	25	24	28	24	24	28	28	25	22			25,4	25	127	125	10	252	
42	202	Bernd Gaida	AUT	24	21	23	26	28	24	30	26	27	23			24	26,4	120	132	12	252	
43	208	Jürgen Grill	AUT	27	24	32	22	28	24	27	21	26	23			22,8	28	114	140	9	254	
44	256	Kosti Salonen	FIN	26	23	25	22	27	26	29	27	29	20			23,6	27,2	118	136	11	254	
45	222	Luis Antonio	POR	25	23	23	28	27	26	30	24	27	21			24,4	26,4	122	132	14	254	
46	210	Cristian Pinton	ITA	26	25	24	26	28	26	25	22	28	25			24,8	26,2	124	131	8	255	
47	252	Simon Junker	DEN	24	22	24	22	35	30	27	21	24	26			24,2	26,8	121	134	20	255	
48	280	Andreas Schneider	SUI	30	28	28	25	23	23	28	23	26	22			24,2	27	121	135	13	256	
49	220	Andre Silva	POR	27	23	28	28	27	24	26	23	28	25			24,6	27,2	123	136	7	259	
50	232	Miroslav Cibik	SVK	27	21	23	24	29	25	30	22	30	28			24	27,8	120	139	14	259	
51	242	Zdenek Majkus	CZE	29	26	27	22	27	26	26	26	29	22			24,4	27,6	122	138	7	260	
52	217	Miguel Bento	POR	23	28	26	29	27	23	29	22	28	25			25,4	26,6	127	133	13	260	
53	261	Matias Roj	FIN	24	31	26	22	29	24	26	24	29	25			25,2	26,8	126	134	14	260	
54	211	Fabian Schupfer	ITA	30	24	25	23	27	26	29	26	26	26			25	27,4	125	137	8	262	
55	209	Massimiliano Crespi	ITA	27	27	25	24	29	30	23	24	27	26			26,2	26,2	131	131	12	262	
56	224	Georgy Lazarev	RUS	28	27	28	25	26	25	26	23	33	22			24,4	28,2	122	141	12	263	
57	225	Nikolay Nagornov	RUS	28	25	26	21	25	27	28	25	33	25			24,6	28	123	140	14	263	
58	251	Allan Schwab	DEN	25	26	30	25	28	24	29	27	25	28			26	27,4	130	137	9	267	
59	253	Torben Fjordvang	DEN	27	25	28	28	26	23	30	26	31	23			25	28,4	125	142	10	267	
60	258	Marko Nuotio	FIN	26	26	27	26	29	23	28	26	29	29			26	27,8	130	139	9	269	
61	231	Marian Havlik	SVK	32	27	23	25	30	24	27	27	27	27			26	27,8	130	139	12	269	
62	200	Philippe Lheritier	FRA	30	26	25	27	27	25	29	24	30	29			26,2	28,2	131	141	10	272	
63	227	Jan Tolarovic	SVK	33	24	29	23	27	21	35	25	30	25			23,6	30,8	118	154	12	272	
64	215	Boris Arzuffi	ITA	30	27	24	24	29	24	30	31	29	24			26	28,4	130	142	13	272	
65	250	Jonas Kircheiner-Rasmussen	DEN	33	25	29	24	31	25	30	22	28	26			24,4	30,2	122	151	9	273	
66	275	Adam Kelly	GBR	29	25	28	31	31	24	26	26	24	29			27	27,6	135	138	14	273	
67	249	Dan Jensen	DEN	31	26	28	22	28	27	31	23	28	30			25,6	29,2	128	146	11	274	
68	226	Ivan Popleteev	RUS	32	23	30	23	32	29	33	22	29	24			24,2	31,2	121	156	11	277	
69	259	Juuso Tasku	FIN	33	28	28	27	29	27	28	21	29	27			26	29,4	130	147	12	277	
70	228	Rene Simansky	SVK	34	23	27	24	31	30	27	27	31	24			25,6	30	128	150	14	278	
71	262	Aapo Siurola	FIN	29	34	31	22	27	28	27	22	34	27			26,6	29,6	133	148	19	281	
72	260	Petri Lonngren	FIN	30	28	27	31	30	31	30	24	27	27			28,2	28,8	141	144	10	285	
73	230	Radovan Struhar	SVK	29	19	31	25	29	24	37	32	31	28			25,6	31,4	128	157	21	285	
74	229	Jaroslav Murin	SVK	31	28	31	27	25	26	31	26	34	27			26,8	30,4	134	152	11	286	
75	273	Will Donnelly	GBR	30	34	25	36	30	24	31	31	32	27			30,4	29,6	152	148	19	300	
76	274	Chris Wood	GBR	31	30	35	30	31	36	27	26	29	26			29,6	30,6	148	153	18	301	
77	233	Slavomir Holicky	SVK	32	25	38	31	26	32	33	30	28	27			29	31,4	145	157	19	302	
78	234	Filipp Nesterovich	RUS	35	34	32	30	28	26	32	31	28	31			30,4	31	152	155	15	307	
79	201	Ugis Voiciss	LAT	32	29	34	32	35	30	31	28	30	33			30,4	32,4	152	162	10	314	
80	270	James Rutherford	GBR	34	35	34	31	30	28	34	28	31	30			30,4	32,6	152	163	11	315	
81	272	Adrian Amey	GBR	40	34	32	26	32	36	36	29	35	36			32,2	35	161	175	18	336	
82	271	Freddie Blackburn Shaw	GBR	35	31	37	36	32	33	34	37	34	30			33,4	34,4	167	172	12	339	
83	255	Stefan Ostergard	DEN																			did not start

* Luis Silva is Ranked 32 because of a small difference in rounds vs Aki Sillman. Aki won the sudden death for matchplay qualification

MATCHPLAY WOMEN

Saturday, 27th August 2016

8-Final		4-Final		2-Final		Final	
Jasmin Ehm	5	Jasmin Ehm	4	Jasmin Ehm	3		
A2 Doublewaves	2						
Annika Dellmann		A1 Straight Lane					
Alena Dolezelova	3	Eva Molnarova	2	Jana Nakladalova	3		
A3 Window	5						
Eva Molnarova		A1 Straight Lane					
Jana Nakladalova	4	Jana Nakladalova	6	Jana Nakladalova	5		
A4 Doublewedges	2						
Lucie Pavelkova		A3 Window					
Lara Jehle	6	Lara Jehle	1				
A5 Middlehill	2						
Anna Bandera							
Nicole Birkelbach	4	Elisabeth Gruber	5	Elisabeth Gruber	5	Gold	
A6 Diabolo	6					Silver	
Elisabeth Gruber		A5 Middlehill				Jana Nakladalova	
Melanie Hammerschmidt	2	Daniela Pfister	3	Elisabeth Gruber	5		
A7 Lightning	5						
Daniela Pfister		A1 Straight Lane					
Maja Wicki	3	Maja Wicki	5	Elisabeth Gruber	5		
A8 Kidney	3						
Marielle Svensson		A7 Lightning					
Karin Heschl	4	Karin Heschl	2	Jasmin Ehm	3	Bronze	
A9 Sticks	2						
Laura Fogh Henriksen							
				3 rd - 4 th			
				A1 Straight Lane		Maja Wicki	
				Maja Wicki	6		

MATCHPLAY MEN

Saturday, 27th August 2016

Name		16-Final	8-Final	4-Final	2-Final	Final
6	Markus Nilsson	A2 Doublewaves	Aki Sillman	Pedro Carvalho	Paolo Porta	
8	Aki Sillman		B1 Lane 1			
4	Pedro Carvalho	A3 Window	Pedro Carvalho			
4	Marcel Noack			B1 Lane 1		
1	Patrik Jönsson	A4 Doublewedges	Paolo Porta	Paolo Porta		
6	Paolo Porta		B2 Lane 2			
8	Sascha Spreier	A5 Middlehill	Sascha Spreyer			
2	Roberto Parisi					
4	Karel Molnar	A6 Diabolo	Karel Molnar	Sebastian Heine	Sebastian Heine	
1	Oleg Klassen		B3 Lane 5			
4	Sebastian Heine	A7 Lightning	Sebastian Heine			
1	Omar Maggi			B3 Lane 5		
5	Ivan Macho	A8 Kidney	Ivan Macho	Fabian Spies		
5	Walter Erlbruch		B4 Lane 12			
6	Fabian Spies	A9 Sticks	Fabian Spies			
0	Reto Sommer					
2	Sebastian Ekängen	B1 Lane 1 Concrete	Sebastian Ekängen			
1	Dan Trulsson		B5 Lane 13	Eirik Seljelid		
5	Eirik Seljelid	B2 Lane 2 Concrete	Eirik Seljelid			
2	Julian Weibold			B5 Lane 13		
5	Ondrej Skaloud	B3 Lane 5 Concrete	Ondrej Skaloud	Alexander Geist		
3	Heinz Weber		B6 Lane 14			
5	Alexander Geist	B4 Lane 12 Concrete	Alexander Geist			
2	Michel Rhyn					
3	Fredrik Persson	B5 Lane 13 Concrete	Dennis Kapke			
6	Dennis Kapke		B7 Lane 15	Dennis Kapke		
4	Joao Nabais	B6 Lane 14 Concrete	Marvin Hauri			
6	Marvin Hauri			B7 Lane 15		
3	Rupert Westenthaler	B7 Lane 15 Concrete	Martin Jecny			
7	Martin Jecny		B8 Lane 17	Martin Jecny		
4	Marian Strasko	B8 Lane 17 Concrete	Marian Strasko			
4	Emanuele Prestinari					
						Gold
						A1 Straight Lane Sebastian Heine
						Silver
						Dennis Kapke
						Bronze
						3 rd - 4 th
						Paolo Porta
						A1 Straight Lane Eirik Seljelid
						Eirik Seljelid