



OPEN MINIGOLF EUROPEAN CHAMPIONSHIPS

20th – 23rd August 2014

Neutraubling / Germany



OFFICIAL RESULT LIST

WMF Gold Sponsors



European Championships general class 2014 – Neutraubling / GER Tournament Report

Tournament Director: Ermes Franchini, EMF Sport Director
Tournament Officer: Pasi Aho, BGC Neutraubling

Jury:

Ermes Franchini ITA (Chairman)
Pasi Aho FIN
Jan Strandberg SWE

Referees:

Ari Ahrenberg FIN (Head)
Wil van Disseldorp NED
Peter Burri SUI
Pawel Larus POL

First Day of Competition:

- Started: 8:00
- Ended: 18:00
- No issues

Second Day of Competition:

- Started: 8:00
- Ended: 18:30
- No issues

Third Day of Competition:

- Started: 8:00
- Ended: 17:45
- No issues

Fourth Day of Competition:

- Started: 8:00
- Ended: 17:40
- Issues: see Jury decisions

Penalties:

Verbal admonitions:

R2 L16 Kostî Raesola Finland, time
R2 L17 Sergey Fokin Russia, time
R2 L6 Andreas Lackner Austria, time
R3 L9 Harald Erlbruch Germany, time
R4 L9 Anne Bollrich Germany, time
R5 L10 Yvonne Trachsel Switzerland, time
R5 L15 Bianca Zodrow Germany, time
R6 L10 Oskari Vihervaara Finland, time
R6 L16 Karel Molnar Czech Rep., time
R6 L16 Cristian Pinton Italy, time
R8 L10 Walter Erlbruch Germany, time
R9 L9 Lorenzo Levis Italy, time

Admonitions:

R5 L14 Anne Bollrich Germany, time
R6 L9 Yvonne Trachsel Switzerland, time

Substitutions:

Men's teams

Sweden, after Round 4 Lane 18, Ulf Kristiansson out, Fredrik Tagesson in
Switzerland, after Round 6 Lane 4, Kai Lödging out, Raphael Wietlisbach in
Austria, after Round 6 Lane 18, Christian Gobetz out, Markus Danner in

Women's teams

Russia, after Round 7 Lane 11, Nataliya Machekhina out, Anna Pritykina in
Austria, after Round 8 Lane 17, Karin Heschl out, Sandra Schwarz in

Official Rankings:

Women's teams:

- 1st Switzerland,
- 2nd Germany
- 3rd Austria

Men's teams:

- 1st Germany
- 2nd Sweden
- 3rd Czech Republic

Women's individual strokeplay:

- 1st Bianca Zodrow (GER)
- 2nd Stefanie Blendermann (GER)
- 3rd Sandra Wicki (SUI)

Men's individual strokeplay:

- 1st Karel Molnar (CZE)
- 2nd Oleg Klassen (GER)
- 3rd Patrik Jönsson (SWE)

Women's individual matchplay:

- 1st Bianca Zodrow (GER)
- 2nd Lara Jehle (AUT)
- 3rd Stefanie Blendermann (GER)

Men's individual matchplay:

- 1st Reto Sommer (SUI)
- 2nd Marco Templin (GER)
- 3rd Alexander Geist (GER)

Lanes played in the matchplay championships:

Concrete:	Miniaturegolf:
Lane 1	Lane 2 – Double wedges
Lane 2	Lane 3 – Bridge
Lane 5	Lane 6 – Wedge with target window
Lane 12	Lane 9 – Sloped circle without obstacles
Lane 13	Lane 11 – Double waves
Lane 14	Lane 13 – Loop
Lane 15	Lane 14 – Lightning
Lane 17	Lane 15 – Middle hill
Lane 18	Lane 17 – Sloped circle with kidney


- **Jury decision:**


- **Day 4:** ruling concerning a decision of the refereeing committee about sudden death in the match between Sandra Schwarz (AUT) and Yvonne Trachsel (SUI) – Decision of the refereeing Committee confirmed following WMF Sport Rules 2.3.9.3 regarding playoffs.

WOMEN'S TEAMS

Rank	Team	R1	R2	R3	R4	R5	R6	R7	R8	Avg	Total
1	Switzerland	85	68	78	71	82	71	80	66	25,0	601
2	Germany	81	69	83	69	80	70	83	70	25,2	605
3	Austria	81	79	83	72	80	72	86	64	25,7	617
4	Czech Republic	88	67	85	77	84	67	84	72	26,0	624
5	Sweden	88	70	87	77	88	78	89	77	27,3	654
6	Netherlands	89	80	82	83	93	73	86	73	27,5	659
7	Italy	91	90	90	78	85	81	81	78	28,1	674
8	Russia	85	77	88	77	82	87	93	88	28,2	677

1	Switzerland (0 substitutes)	R1	R2	R3	R4	R5	R6	R7	R8	CAvg	EAvg	Total
	Yvonne Trachsel	30	20	25	25	28	22	27	25	28,5	23,2	202
	Maja Wicki	28	23	29	24	25	26	25	20	26,7	24,5	200
	Sandra Wicki	27	25	24	22	29	23	28	21	27,0	23,0	199
	Katrin Nydegger											
		85	68	78	71	82	71	80	66	25,0		601
2	Germany (0 substitutes)	R1	R2	R3	R4	R5	R6	R7	R8	CAvg	EAvg	Total
	Stefanie Blendermann	28	24	28	20	24	21	30	25	27,2	22,7	200
	Anne Bollrich	25	23	28	23	30	24	29	23	28,6	23,4	205
	Bianca Zodrow	28	22	27	26	26	25	24	22	26,5	23,2	200
	Jasmin Ehm											
		81	69	83	69	80	70	83	70	25,2		605
3	Austria (1 substitute)	R1	R2	R3	R4	R5	R6	R7	R8	CAvg	EAvg	Total
	Jennifer Helm	26	26	26	23	26	27	31	20	26,7	25,0	205
	Lara Jehle	29	25	27	26	25	22	26	24	27,2	23,7	204
	Karin Heschl	26	28	30	23	29	23	29	19	28,5	22,8	207
	Sandra Schwarz								11	27,4	24,4	1
		81	79	83	72	80	72	86	64	25,7		617
4	Czech Republic (0 substitutes)	R1	R2	R3	R4	R5	R6	R7	R8	CAvg	EAvg	Total
	Lucie Pavelkova	30	21	29	25	27	23	27	25	28,2	24,2	207
	Eva Libigerova	28	22	29	27	27	23	26	25	28,2	23,2	207
	Jana Nakladalova	30	24	27	25	30	21	31	22	28,6	23,4	210
	Karolina Jandova											
		88	67	85	77	84	67	84	72	26,0		624
5	Sweden (0 substitutes)	R1	R2	R3	R4	R5	R6	R7	R8	CAvg	EAvg	Total
	Jenny Erlandsson	30	19	29	24	28	26	29	26	29,0	23,6	211
	Marielle Svensson	28	23	29	24	28	26	33	28	29,0	24,2	219
	Sandra Bengtson	30	28	29	29	32	26	27	23	29,8	26,6	224
	Josefin Hansson											
		88	70	87	77	88	78	89	77	27,3		654
6	Netherlands (0 substitutes)	R1	R2	R3	R4	R5	R6	R7	R8	CAvg	EAvg	Total
	Ilona de Kok	29	22	25	28	29	26	30	21	28,0	23,8	210
	Paulien Jasper	30	30	31	29	33	25	29	28	30,2	27,2	235
	Natasja Klarenbeek	30	28	26	26	31	22	27	24	27,8	25,6	214
	Annie Jasper											
		89	80	82	83	93	73	86	73	27,5		659






7  Italy (0 substitutes)	R1	R2	R3	R4	R5	R6	R7	R8	CAvg	EAvg	Total
Silvia Bandera	31	25	29	29	33	28	28	26	31,0	27,4	229
Martina Saletta	30	35	30	28	26	26	27	24	28,0	28,6	226
Anna Bandera	30	30	31	21	26	27	26	28	28,4	26,2	219
	91	90	90	78	85	81	81	78	28,1		674

8  Russia (1 substitute)	R1	R2	R3	R4	R5	R6	R7	R8	CAvg	EAvg	Total
Polina Mogilevskaya	28	22	28	24	29	26	31	29	29,4	25,0	217
Nataliya Machekhina	29	29	28	24	29	34	20 11 o		29,6	28,0	193
Olesya Fokina	28	26	32	29	24	27	30	27	28,8	27,4	223
Anna Pritykina							12 7 i	32	29,0	26,6	44
	85	77	88	77	82	87	93	88	28,2		677

MEN'S TEAMS

Rank	Team	R1	R2	R3	R4	R5	R6	R7	R8	Avg	Total
1	Germany	141	163	141	156	129	157	131	163	24,6	1181
2	Sweden	143	162	142	157	136	164	130	152	24,7	1186
3	Czech Republic	126	164	148	164	133	163	132	158	24,8	1188
4	Switzerland	129	166	146	155	147	147	141	160	24,8	1191
5	Austria	142	157	138	171	140	167	136	165	25,3	1216
6	Italy	149	157	144	171	141	166	131	157	25,3	1216
7	Finland	143	158	138	167	153	163	139	169	25,6	1230
8	Netherlands	154	174	149	170	140	164	152	174	26,6	1277
9	Slovakia	154	174	155	178	150	192	240	275	31,6	1518

1	Germany (0 substitutes)	R1	R2	R3	R4	R5	R6	R7	R8	CAvg	EAvg	Total
	Marcel Noack	22	27	26	24	20	27	24	27	26,8	23,0	197
	Marco Templin	25	29	23	27	22	26	21	29	27,2	22,4	202
	Achim Braungart Zink	24	26	23	27	23	25	21	24	25,5	22,7	193
	Walter Erlbruch	23	32	23	26	22	28	24	32	29,4	22,4	210
	Alexander Geist	24	25	21	26	20	27	19	25	26,7	21,2	187
	Harald Erlbruch	23	24	25	26	22	24	22	26	25,3	22,8	192
	Oleg Klassen											
		141	163	141	156	129	157	131	163	24,6		1181
2	Sweden (1 substitute)	R1	R2	R3	R4	R5	R6	R7	R8	CAvg	EAvg	Total
	Peter Eisenschmidt	19	27	22	27	29	26	25	27	26,8	23,8	202
	Eirik Seljelid	25	27	24	27	20	29	20	26	27,0	22,6	198
	Alexander Dahlstedt	23	25	26	28	24	27	20	29	27,8	23,2	202
	Patrik Jönsson	23	26	22	24	19	28	22	21	25,5	21,8	185
	Ulf Kristiansson	27	30	26	27	o				27,2	26,2	110
	Filiph Svensson	26	27	22	24	21	26	21	24	25,8	22,7	191
	Fredrik Tagesson				i	23	28	22	25	27,2	22,5	98
		143	162	142	157	136	164	130	152	24,7		1186
3	Czech Republic (0 substitutes)	R1	R2	R3	R4	R5	R6	R7	R8	CAvg	EAvg	Total
	Michal Riha	22	28	24	31	26	27	20	30	28,8	23,4	208
	Marian Strasko	22	28	28	26	21	25	24	27	27,2	24,2	201
	Marek Smejkal	21	27	27	29	22	27	21	24	27,0	23,4	198
	Martin Jecny	20	24	21	26	24	28	22	26	26,0	21,5	191
	Zdenek Majkus	21	29	26	28	20	29	24	26	27,6	22,4	203
	Karel Molnar	20	28	22	24	20	27	21	25	25,8	21,2	187
	Stanislav Stanek											
		126	164	148	164	133	163	132	158	24,8		1188
4	Switzerland (1 substitute)	R1	R2	R3	R4	R5	R6	R7	R8	CAvg	EAvg	Total
	Michel Rhyh	20	26	18	28	25	26	21	27	26,7	21,8	191
	Reto Sommer	20	26	27	27	23	25	26	26	26,2	23,6	200
	Omar Maggi	23	30	25	26	23	23	23	25	27,0	22,5	198
	Michel Pfister	21	29	25	23	23	24	23	29	26,0	23,4	197
	Andreas Schneider	23	26	24	24	26	23	25	27	26,0	24,4	198
	Kai Lödging	22	29	27	27	27	6	4	o	29,2	23,6	138
	Raphael Wietlisbach						20	14	i	23	26	69
		129	166	146	155	147	147	141	160	24,8		1191

5	 Austria (1 substitute)	R1	R2	R3	R4	R5	R6	R7	R8	CAvg	EAvg	Total	
	Günter Inmann	21	25	20	26	22	26	25	25	26,5	21,8	190	
	Florian Brauner	25	28	22	28	25	28	25	27	28,2	24,6	208	
	Andreas Lackner	23	26	29	30	25	27	20	28	27,6	24,6	208	
	Heinz Weber	23	28	21	27	25	24	22	27	26,2	23,2	197	
	Herbert Ziegler	24	23	24	30	23	29	21	31	28,0	23,0	205	
	Christian Gobetz	26	27	22	30	20	33	o		29,0	22,4	158	
	Markus Danner							i	23	27	27,6	23,6	50
		142	157	138	171	140	167	136	165	25,3		1216	
6	 Italy (0 substitutes)	R1	R2	R3	R4	R5	R6	R7	R8	CAvg	EAvg	Total	
	Paolo Porta	24	26	23	31	21	27	20	29	27,4	23,0	201	
	Dieter Kaufmann	27	30	26	28	22	27	22	24	27,4	24,0	206	
	Cristian Pinton	23	23	22	27	29	25	22	24	25,2	23,0	195	
	Rudy Giroidini	24	25	24	26	24	28	23	31	27,6	24,8	205	
	Emanuele Prestinari	27	27	25	29	25	31	22	26	27,6	24,8	212	
	Lorenzo Levis	24	26	24	30	20	28	22	23	26,3	22,8	197	
	Roberto Parisi												
		149	157	144	171	141	166	131	157	25,3		1216	
7	 Finland (0 substitutes)	R1	R2	R3	R4	R5	R6	R7	R8	CAvg	EAvg	Total	
	Kosti Raesola	26	24	21	27	26	26	24	27	26,6	23,8	201	
	Aapo Pessi	23	29	23	28	28	26	25	28	28,6	24,8	210	
	Riku Pennanen	24	28	24	30	25	29	24	25	28,6	25,2	209	
	Axel Ekman	25	26	26	28	24	25	20	27	26,4	24,0	201	
	Aki Sillman	21	25	22	29	27	29	22	33	28,2	23,2	208	
	Oskari Vihervaara	24	26	22	25	23	28	24	29	27,0	23,6	201	
	Petri Lönngren												
		143	158	138	167	153	163	139	169	25,6		1230	
8	 Netherlands (0 substitutes)	R1	R2	R3	R4	R5	R6	R7	R8	CAvg	EAvg	Total	
	Andre van Vliet	23	31	25	28	24	28	22	32	29,8	23,2	213	
	Chris Campfens	29	30	31	30	24	27	27	26	28,2	27,2	224	
	Youri Bottenberg	25	27	20	31	26	26	27	33	29,8	24,2	215	
	Alex Jasper	23	27	24	26	24	25	23	26	25,7	23,3	198	
	Rene Bos	27	29	22	29	24	27	27	33	29,2	24,6	218	
	Steven Steiger	27	30	27	26	18	31	26	24	28,0	24,0	209	
	Gerco Berentsen												
		154	174	149	170	140	164	152	174	26,6		1277	
9	 Slovakia (0 substitutes)	R1	R2	R3	R4	R5	R6	R7	R8	CAvg	EAvg	Total	
	Ivan Bus	22	27	26	29	29	38	116	126	55,0	48,3	413	
	Lubomir Zontag	30	33	29	30	24	31	25	29	30,4	26,8	231	
	Marian Havlik	23	27	22	33	24	29	21	25	27,8	23,6	204	
	Jakub Kalnik	22	30	25	29	25	31	25	36	30,6	24,4	223	
	Radovan Struhar	27	27	30	26	23	32	29	30	28,2	26,6	224	
	Miroslav Cibik	30	30	23	31	25	31	24	29	30,2	24,8	223	
	Marcel Korinek												
		154	174	155	178	150	192	240	275	31,6		1518	

WOMEN'S INDIVIDUAL STROKEPLAY

Rank	Name	Country	C1	E2	C3	E4	C5	E6	C7	E8	E9	C10	E11	C12	CAvg	EAvg	CSum	ESum	Diff	Tot
1	Bianca Zodrow	GER	28	22	27	26	26	25	24	22	20	26	24	28	26,5	23,2	159	139	10	298
2	Stefanie Blendermann	GER	28	24	28	20	24	21	30	25	23	28	23	25	27,2	22,7	163	136	11	299
3	Sandra Wicki	SUI	27	25	24	22	29	23	28	21	22	25	25	29	27,0	23,0	162	138	9	300
4	Lara Jehle	AUT	29	25	27	26	25	22	26	24	22	30	23	26	27,2	23,7	163	142	9	305
5	Maja Wicki	SUI	28	23	29	24	25	26	25	20	27	27	27	26	26,7	24,5	160	147	11	307
6	Eva Libigerova	CZE	28	22	29	27	27	23	26	25	22	29	20	30	28,2	23,2	169	139	11	308
7	Karin Heschl	AUT	26	28	30	23	29	23	29	20	21	27	22	30	28,5	22,8	171	137	12	308
8	Yvonne Trachsel	SUI	30	20	25	25	28	22	27	25	24	30	23	31	28,5	23,2	171	139	11	310
9	Jennifer Helm	AUT	26	26	26	23	26	27	31	20	28	24	26	27	26,7	25,0	160	150	15	310
Cut - 9 players + players with same result continues after round 10																				
10	Ilona de Kok	NED	29	22	25	28	29	26	30	21	22	27			28,0	23,8	140	119	12	259
11	Sandra Schwarz	AUT	29	27	25	24	29	24	31	22	25	23			27,4	24,4	137	122	13	259
12	Anne Bollrich	GER	25	23	28	23	30	24	29	23	24	31			28,6	23,4	143	117	7	260
13	Jana Nakladalova	CZE	30	24	27	25	30	21	31	22	25	25			28,6	23,4	143	117	10	260
14	Jasmin Ehm	GER	29	28	29	22	29	26	27	21	25	24			27,6	24,4	138	122	12	260
15	Lucie Pavelkova	CZE	30	21	29	25	27	23	27	25	27	28			28,2	24,2	141	121	9	262
16	Jenny Erlandsson	SWE	30	19	29	24	28	26	29	26	23	29			29,0	23,6	145	118	9	263
17	Karolina Jandova	CZE	27	24	29	26	30	24	29	25	23	27			28,4	24,4	142	122	6	264
18	Marielle Svensson	SWE	28	23	29	24	28	26	33	28	20	27			29,0	24,2	145	121	14	266
19	Natasja Klarenbeek	NED	30	28	26	26	31	22	27	24	28	25			27,8	25,6	139	128	12	267
20	Laura Fogh Henriksen	DEN	29	28	31	25	28	23	30	25	25	27			29,0	25,2	145	126	9	271
21	Polina Mogilevskaya	RUS	28	22	28	24	29	26	31	29	24	31			29,4	25,0	147	125	10	272
22	Anna Bandera	ITA	30	30	31	21	26	27	26	28	25	29			28,4	26,2	142	131	14	273
23	Greta Wedman	FIN	30	30	28	21	28	23	32	24	25	35			30,6	24,6	153	123	16	276
24	Katrin Nydegger	SUI	30	27	25	31	28	23	29	28	27	30			28,4	27,2	142	136	13	278
25	Anna Pritykina	RUS	32	25	25	25	30	24	31	32	27	27			29,0	26,6	145	133	15	278
26	Olesya Fokina	RUS	28	26	32	29	24	27	30	27	28	30			28,8	27,4	144	137	11	281
27	Sandra Bengtson	SWE	30	28	29	29	32	26	27	23	27	31			29,8	26,6	149	133	11	282
28	Martina Saletta	ITA	30	35	30	28	26	26	27	24	30	27			28,0	28,6	140	143	15	283
29	Ildiko Kincses	HUN	31	27	30	23	34	27	31	25	27	32			31,6	25,8	158	129	8	287
30	Paulien Jasper	NED	30	30	31	29	33	25	29	28	24	28			30,2	27,2	151	136	11	287
31	Nataliya Machekhina	RUS	29	29	28	24	29	34	30	25	28	32			29,6	28,0	148	140	14	288
32	Silvia Bandera	ITA	31	25	29	29	33	28	28	26	29	34			31,0	27,4	155	137	10	292
33	Josefin Hansson	SWE	34	29	29	26	28	22	40	27	29	31			32,4	26,6	162	133	19	295
34	Evelina Brikmane	LAT	33	24	36	31	30	31	30	25	24	32			32,2	27,0	161	135	13	296
35	Annie Jasper	NED	27	35	36	37	29	28	35	31	24	30			31,4	31,0	157	155	22	312



MEN'S INDIVIDUAL STROKEPLAY

Rank	Name	Country	E1	C2	E3	C4	E5	C6	E7	C8	E9	C10	E11	C12	CAvg	EAvg	CSum	ESum	Diff	Tot
1	Karel Molnar		20	28	22	24	20	27	21	25	21	25	23	26	25,8	21,2	155	127	7	282
2	Oleg Klassen		23	26	20	26	19	27	22	28	23	24	21	24	25,8	21,3	155	128	8	283
3	Patrik Jönsson		23	26	22	24	19	28	22	21	22	25	23	29	25,5	21,8	153	131	12	284
4	Martin Jecny		20	24	21	26	24	28	22	26	21	28	21	24	26,0	21,5	156	129	8	285
5	Alexander Geist		24	25	21	26	20	27	19	25	22	31	21	26	26,7	21,2	160	127	11	287
6	Harald Erlbruch		23	24	25	26	22	24	22	26	24	26	21	26	25,3	22,8	152	137	6	289
7	Achim Braungart Zink		24	26	23	27	23	25	21	24	25	25	20	26	25,5	22,7	153	136	8	289
8	Cristian Pinton		23	23	22	27	29	25	22	24	20	26	22	26	25,2	23,0	151	138	13	289
9	Günter Inmann		21	25	20	26	22	26	25	25	21	29	22	28	26,5	21,8	159	131	9	290
10	Filiph Svensson		26	27	22	24	21	26	21	24	22	28	24	26	25,8	22,7	155	136	9	291
11	Michel Rhyh		20	26	18	28	25	26	21	27	21	24	26	29	26,7	21,8	160	131	13	291
12	Alex Jasper		23	27	24	26	24	25	23	26	21	27	25	23	25,7	23,3	154	140	8	294
13	Lorenzo Levis		24	26	24	30	20	28	22	23	25	24	22	27	26,3	22,8	158	137	12	295
14	Omar Maggi		23	30	25	26	23	23	23	25	18	28	23	30	27,0	22,5	162	135	14	297
15	Fredrik Tagesson		22	27	22	23	23	28	22	25	23	30	23	30	27,2	22,5	163	135	8	298

Cut - 15 players + players with same result continues after round 10

16	Heinz Weber		23	28	21	27	25	24	22	27	25	25			26,2	23,2	131	116	8	247
17	Michel Pfister		21	29	25	23	23	24	23	29	25	25			26,0	23,4	130	117	10	247
18	Marco Templin		25	29	23	27	22	26	21	29	21	25			27,2	22,4	136	112	8	248
18	Eirik Seljelid		25	27	24	27	20	29	20	26	24	26			27,0	22,6	135	113	8	248
20	Stanislav Stanek		27	30	23	25	21	25	22	26	23	26			26,4	23,2	132	116	11	248
21	Reto Sommer		20	26	27	27	23	25	26	26	22	27			26,2	23,6	131	118	9	249
22	Marcel Noack		22	27	26	24	20	27	24	27	23	29			26,8	23,0	134	115	11	249
23	Zdenek Majkus		21	29	26	28	20	29	24	26	21	26			27,6	22,4	138	112	9	250
24	Igor Pantelimonov		23	27	26	26	23	26	21	27	26	27			26,6	23,8	133	119	6	252
25	Axel Ekman		25	26	26	28	24	25	20	27	25	26			26,4	24,0	132	120	9	252
26	Andreas Schneider		23	26	24	24	26	23	25	27	24	30			26,0	24,4	130	122	10	252
27	Kosti Raesola		26	24	21	27	26	26	24	27	22	29			26,6	23,8	133	119	10	252
28	Marek Smejkal		21	27	27	29	22	27	21	24	26	28			27,0	23,4	135	117	11	252
29	Paolo Porta		24	26	23	31	21	27	20	29	27	24			27,4	23,0	137	115	14	252
30	Oskari Vihervaara		24	26	22	25	23	28	24	29	25	27			27,0	23,6	135	118	7	253
31	Ivan Popleteev		25	23	25	27	26	27	26	24	23	27			25,6	25,0	128	125	7	253
32	Peter Eisenschmidt		19	27	22	27	29	26	25	27	24	27			26,8	23,8	134	119	11	253
33	Raphael Wietlisbach		22	26	27	26	25	29	23	26	24	27			26,8	24,2	134	121	8	255
34	Alexander Dahlstedt		23	25	26	28	24	27	20	29	23	30			27,8	23,2	139	116	11	255
35	Herbert Ziegler		24	23	24	30	23	29	21	31	23	27			28,0	23,0	140	115	11	255
36	Markus Danner		25	29	22	28	21	30	23	27	27	24			27,6	23,6	138	118	12	256
37	Roberto Parisi		22	30	23	23	23	25	26	28	25	31			27,4	23,8	137	119	12	256
38	Dieter Kaufmann		27	30	26	28	22	27	22	24	23	28			27,4	24,0	137	120	11	257
39	Marian Strasko		22	28	28	26	21	25	24	27	26	30			27,2	24,2	136	121	12	257
40	Christian Gobetz		26	27	22	30	20	33	20	28	24	27			29,0	22,4	145	112	12	257
41	Aki Sillman		21	25	22	29	27	29	22	33	24	25			28,2	23,2	141	116	14	257
42	Marian Havlik		23	27	22	33	24	29	21	25	28	25			27,8	23,6	139	118	15	257
43	Jannick Skov		26	26	24	27	29	30	22	29	20	25			27,4	24,2	137	121	14	258
44	Guillaume Cravedi		24	31	23	27	22	30	20	28	24	30			29,2	22,6	146	113	8	259
45	Walter Erlbruch		23	32	23	26	22	28	24	32	20	29			29,4	22,4	147	112	10	259
46	Philippe Lheritier		22	26	24	30	28	25	26	28	26	25			26,8	25,2	134	126	11	260
47	Steven Steiger		27	30	27	26	18	31	26	24	22	29			28,0	24,0	140	120	16	260
48	Michal Riha		22	28	24	31	26	27	20	30	25	28			28,8	23,4	144	117	10	261
49	Andreas Lackner		23	26	29	30	25	27	20	28	26	27			27,6	24,6	138	123	13	261
50	Emanuele Prestinari		27	27	25	29	25	31	22	26	25	25			27,6	24,8	138	124	11	262

Rank	Name	Country	E1	C2	E3	C4	E5	C6	E7	C8	E9	C10	E11	C12	CAvg	EAvg	CSum	ESum	Diff	Tot	
51	Rudy Giroldini	ITA	24	25	24	26	24	28	23	31	29	28			27,6	24,8	138	124	12	262	
52	Florian Brauner	AUT	25	28	22	28	25	28	25	27	26	30			28,2	24,6	141	123	7	264	
53	Kai Lödding	SUI	22	29	27	27	27	28	20	29	22	33			29,2	23,6	146	118	13	264	
54	Andre van Vliet	NED	23	31	25	28	24	28	22	32	22	30			29,8	23,2	149	116	7	265	
55	Raphael Maier	FRA	26	24	27	32	22	30	26	28	25	26			28,0	25,2	140	126	13	266	
56	Ulf Kristiansson	SWE	27	30	26	27	25	24	25	28	28	27			27,2	26,2	136	131	9	267	
57	Aapo Pessi	FIN	23	29	23	28	28	26	25	28	25	32			28,6	24,8	143	124	11	267	
58	Riku Pennanen	FIN	24	28	24	30	25	29	24	25	29	31			28,6	25,2	143	126	11	269	
59	Rene Bos	NED	27	29	22	29	24	27	27	33	23	28			29,2	24,6	146	123	11	269	
60	Youri Bottenberg	NED	25	27	20	31	26	26	27	33	23	32			29,8	24,2	149	121	14	270	
61	Sergey Fokin	RUS	22	30	26	29	29	28	28	24	31	24			27,0	27,2	135	136	15	271	
62	Radovan Struhar	SVK	27	27	30	26	23	32	29	30	24	26			28,2	26,6	141	133	13	274	
63	Miroslav Cibik	SVK	30	30	23	31	25	31	24	29	22	30			30,2	24,8	151	124	10	275	
64	Vasily Chmut	RUS	25	28	24	34	28	28	26	27	26	29			29,2	25,8	146	129	11	275	
65	Jakub Kalnik	SVK	22	30	25	29	25	31	25	36	25	27			30,6	24,4	153	122	12	275	
66	Chris Campfens	NED	29	30	31	30	24	27	27	26	25	28			28,2	27,2	141	136	11	277	
67	Nimrod Mark Gombkötö	HUN	31	28	28	28	25	27	30	28	28	26			27,4	28,4	137	142	8	279	
68	Dmitry Pritykin	RUS	30	32	25	33	26	28	26	30	24	28			30,2	26,2	151	131	11	282	
69	James Rutherford	GBR	28	30	26	30	29	29	26	25	29	32			29,2	27,6	146	138	10	284	
70	Lubomir Zontag	SVK	30	33	29	30	24	31	25	29	26	29			30,4	26,8	152	134	10	286	
71	Chistopher Wood	GBR	31	34	27	34	32	31	28	26	28	30			31,0	29,2	155	146	13	301	
72	Petri Lönngren	FIN	29	35	33	32	31	32	27	25	31	28			30,4	30,2	152	151	16	303	
73	Ugis Voiciss	LAT	31	35	31	32	39	30	27	33	34	28			31,6	32,4	158	162	19	320	
74	Adrian Amey	GBR	38	34	43	37	44	34	42	35	27	36			35,2	38,8	176	194	20	370	
75	Jawaharlal Purohit	IND	59	52	46	49	53	48	58	49	56	55			50,6	54,4	253	272	20	525	
76	Ruchit Purohit	IND	73	62	59	64	71	68	69	51	73	60			61,0	69,0	305	345	31	650	
77	Ivan Bus	SVK	22	27	26	29	29	38	116	126					55,0	48,3	220	193	193	413	Did not finish
78	Marcel Korinek	SVK	28	34	32	28	105								31,0	55,0	62	165	83	227	Did not finish
79	Gerco Berentsen	NED													0,0	0,0	0	0	0	0	Did not start
79	Pravin Manwatkar	IND													0,0	0,0	0	0	0	0	Did not start



WOMEN'S INDIVIDUAL MATCHPLAY

Women							
8 - part-final	R1	Quarter-final	R2	Semi-final	R3	Final	R4 Winner
Sandra Wicki	3	Sandra Wicki	3				
Jenny Erlandsson	3			Jennifer Helm	2		
Jennifer Helm	4	Jennifer Helm	6				
Eva Libigerova	4					Lara Jehle	2
Maja Wicki	1	Jana Nakladalova	4				
Jana Nakladalova	7			Lara Jehle	6		
Lara Jehle	5	Lara Jehle	4				
Anne Bollrich	3						Bianca Zodrow
Bianca Zodrow	6	Bianca Zodrow	4				
Lucie Pavelkova	1			Bianca Zodrow	1		
Karin Heschl	7	Karin Heschl	0				
Ilona de Kok	0					Bianca Zodrow	5
Stefanie Blendermann	5	Stefanie Blendermann	6				
Jasmin Ehm	2			Stefanie Blendermann	1		
Yvonne Trachsel	3	Sandra Schwarz	3				
Sandra Schwarz	3						
						3:rd - 4:th	3:rd
						Jennifer Helm	4
						Stefanie Blendermann	6
							Stefanie Blendermann

Final rankings of matchplay championships

Women

1. Bianca Zodrow
2. Lara Jehle
3. Stefanie Blendermann
4. Jennifer Helm
5. Sandra Wicki
6. Karin Heschl
7. Sandra Schwarz
8. Jana Nakladalova
9. Maja Wicki
10. Yvonne Trachsel
11. Eva Libigerova
12. Ilona de Kok
13. Anne Bollrich
14. Jasmin Ehm
15. Lucie Pavelkova
16. Jenny Erlandsson

Men

1. Reto Sommer
2. Marco Templin
3. Alexander Geist
4. Peter Eisenschmidt
5. Cristian Pinton
6. Achim Braungart Zink
7. Eirik Seljelid
8. Paolo Porta
9. Karel Molnar
10. Michel Rhyn
11. Martin Jecny
12. Günter Inmann
13. Filiph Svensson
14. Harald Erlbruch
15. Heinz Weber
16. Stanislav Stanek
17. Patrik Jönsson
18. Oleg Klassen
19. Omar Maggi
20. Fredrik Tagesson
21. Alex Jasper
22. Lorenzo Levis
23. Michel Pfister
24. Marcel Noack
25. Zdenek Majkus
26. Igor Pantelimonov
27. Axel Ekman
28. Andreas Schneider
29. Kostj Raesola
30. Marek Smejkal
31. Oskari Vihervaara
32. Ivan Popleteev